

Overview - Public Entities Quarterly Reporting

Approved receipts

69.9

124.5%

Approved spending

(Blank)

0.0%

Surplus/(deficit)

69.9

- ☐ R billion
- ☒ R million
- ☐ R thousand

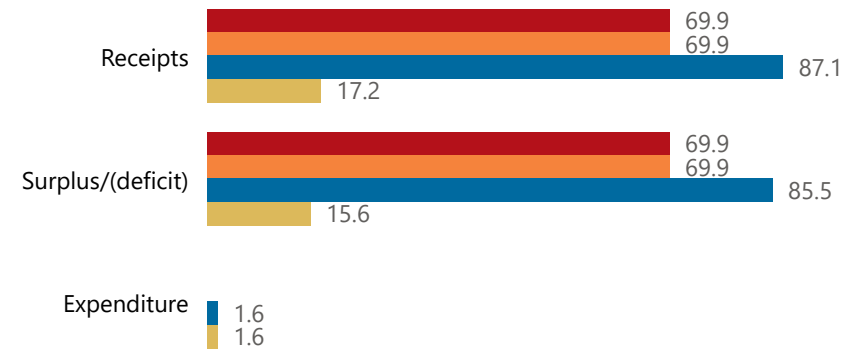


national treasury

Department:
National Treasury
REPUBLIC OF SOUTH AFRICA

Consolidation

● Approved ● Forecast ● YTD ● Variance



Composition of receipts



Quarter

2

Cluster

All

Department

International Relations and Coopera... ▾

Entity

African Renaissance and Internationa... ▾

Composition of spending



Functional grouping



Spending by PFMA schedule



Public Entities Receipts

Approved sales of G&S

(Blank)

(Blank)

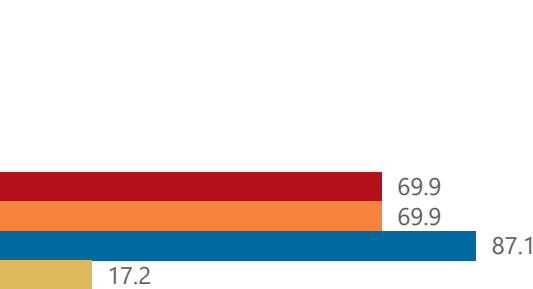
Approved transfers

52.1

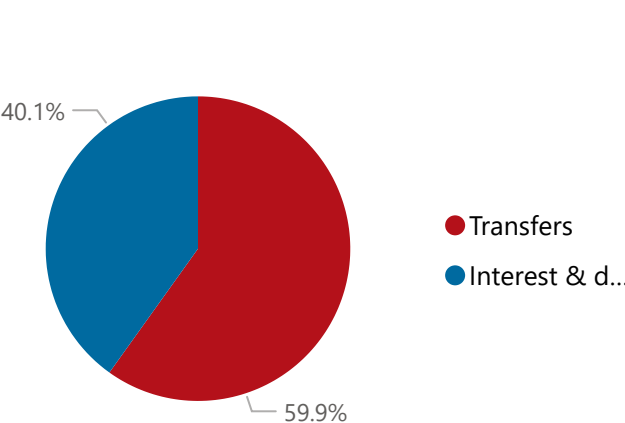
100.0%

Actual vs Forecast

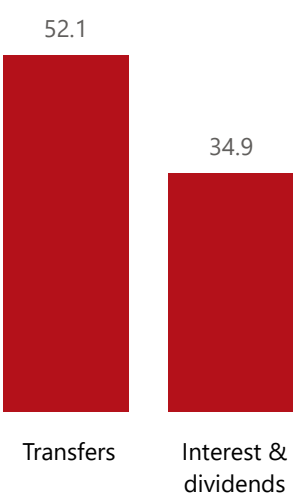
● Approved ● Forecast ● YTD ● Variance



Composition of receipts



Top 5 Receipts



Quarter

2

Cluster

All

Department

International Relations and Coopera...

Entity

African Renaissance and Internationa...

Top 5 Transfers



Receipts

Level 3	Approved	YTD	% YTD
Transfers	52.1	52.1	59.9%
Interest & dividends	17.8	34.9	40.1%
Total	69.9	87.1	100.0%

Top 10 Entities



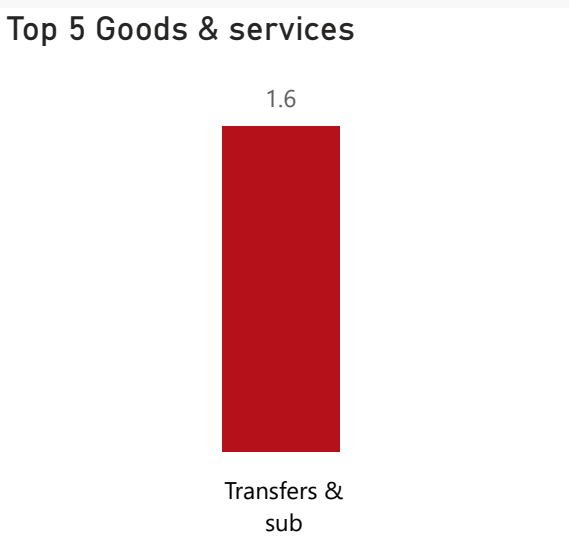
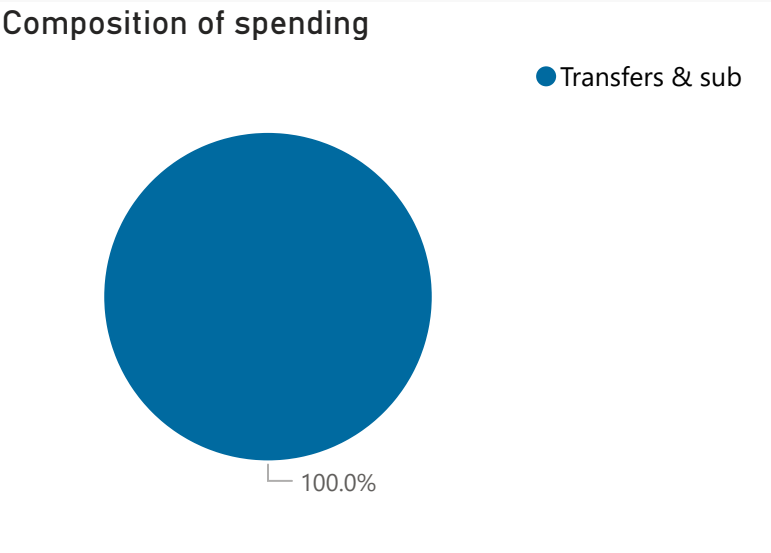
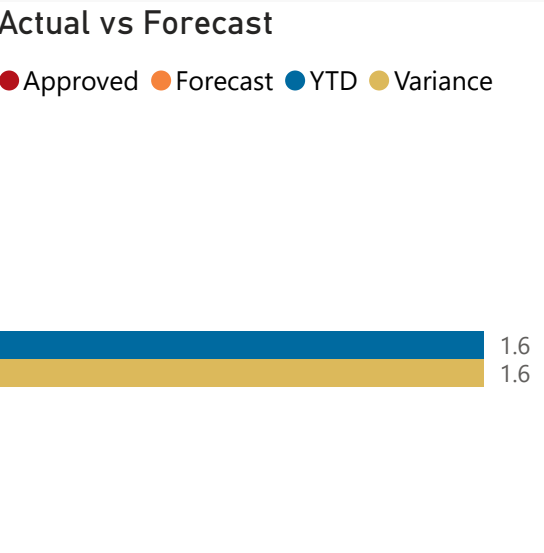
Public Entities Spending

Approved CoE
(Blank) (Blank)

Approved G&S
(Blank) (Blank)

Approved transfers
139.8 124.5%

- ☐ R billion
- ☒ R million
- ☐ R thousand




Quarter
2

Cluster
All

Department
International Relations and Coopera...

Entity
African Renaissance and Internationa...



Spending

Level 3	Approved	YTD	% YTD
⊕ Transfers & sub		1.6	100.0%
Total		1.6	100.0%

